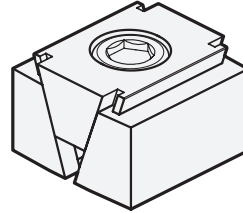
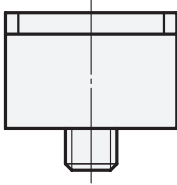
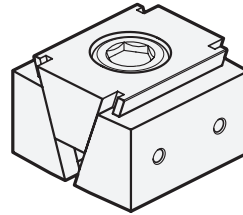
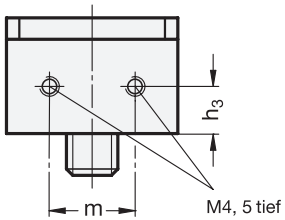


Form **GL** glatte Spannflächen (Backenrohling für werkspezifische Spannkonturen)



Form **GA** mit 2 Befestigungsgewinden für Aufsatzbacken



Form **RF** geriffelte Spannflächen

